

SOCI 2013: General Sociology
January Intersession 2024

Homework 1


(Due on January 10 – Wednesday @ 12:00 pm)

NAME:

STUDENT ID:

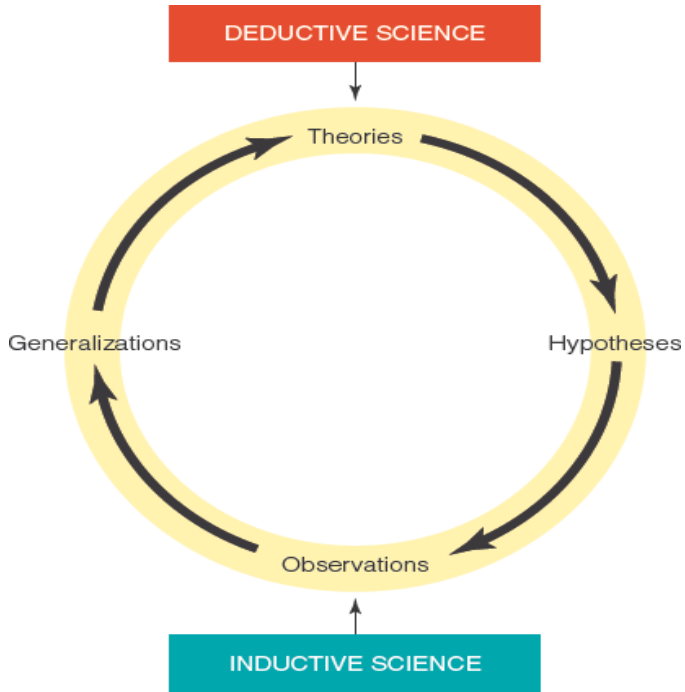
Question 1 (20%)

The following map shows the suicide in Europe during 19th century. Explain how the sociological force explains the variability in suicide rate across different countries.



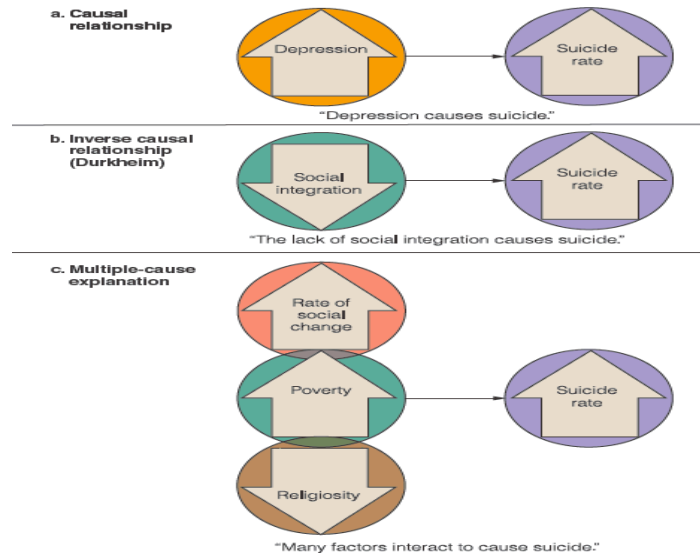
Question 2 (30%)

Take a look at the following graph, discuss the inductive and deductive approaches in sociology studies.



Question 3 (30%)

Take a look at the following graph, explain the third situation where multiple factors affect the suicide rate.



Question 4 (20%)

What is cultural shock, please provide a concrete real-life example of cultural shock.